



**12 00 00**  
**GENERAL FURNISHINGS REQUIREMENTS**

**1. GENERAL**

- A. Related sections:
  - i. 00 00 13 – Designing Learning Environments
  - ii. 01 35 46 – Indoor Air Quality Procedures – During Construction
  - iii. 01 41 26.06 – Dining Services
  - iv. 09 00 00 – General Finishes Requirements
  - v. 12 05 13 – Fabrics
  - vi. 26 00 00 – General Electrical Requirements
- B. For OUA Projects, the Design Professional shall include the Project Manager and the OUA Director of Interiors in all decisions related to furnishings, fixtures, and equipment (FF&E).
- C. For FMD Projects, the Design Professional shall include the Project Manager and the Interior Designer in FMD Engineering Department in all decisions related to FF&E.
- D. Early in the programming and planning phase of a major renovation or new construction project, the method to be used for delivery of interior design services should be established. The Design Professional should come to an agreement with the Project Manager and the OUA Director for Interiors or the FMD Interior Designer to determine responsibility for FFE: whether design is to be done under the Design Professional's contract, whether a separate interior Design Professional will be contracted directly with the Owner, or whether OUA or FMD, will assume responsibility for the design and purchasing of furnishings under another arrangement.
  - i. For most major construction and renovation projects, the Design Professional scope includes interior design, but does not include final selection and specification of the loose furnishings. The Design Professional may propose certain systems or styles that complement the architectural design, but typically the Design Professional will not prepare the full furnishings specifications.
- E. The scope and budget for furnishings must be established early in the design process so the furniture systems will fall into its proper sequence in the project schedule. A first step in the process may be conducting an inventory of the End-User's existing FF&E, with an evaluation recommending re-use or replacement. Design Professional shall coordinate with the Project Manager to finalize scope of work (if any) regarding inventorying of existing FF&E.
- F. Prior to the end of schematic design, the Design Professional shall schedule a meeting to initiate the design and proposal process for related interior FF&E.
- G. For schematic design and design development, the Design Professional shall indicate preliminary furniture layout on the floor plans. These preliminary furniture layouts are to assist with confirmation of function and size of space and are place holders for the final furnishing selections. The Design Professional is required to use furniture templates that are realistic and do not make the spaces appear larger than they are by using furniture templates that are too small to be functional. The Design Professional, if not using actual manufacturer furniture templates, shall ensure that the following minimum overall footprint sizes are used. If the Design Professional utilizes furniture floor plan



templates that are smaller than the sizes listed below, the Design Professional is responsible for re-design as required without additional compensation.

- i. Guest Chair: minimum 24 inches deep x 24 inches wide
  - ii. Task Chair: minimum 30 inches deep x 30 inches wide
  - iii. Typical Desk: minimum 36 inches deep x 72 inches wide
  - iv. Conference Table: 2' of length per each chair width; length of table should seat equal number of occupants; i.e. 20' table seats 20 occupants.
  - v. Typical Credenza: 24 inches deep x 72 inches wide
  - vi. Fixed Auditorium Seat: minimum of 4 seat spacing 20 inches, 22 inches, 23 inches & 24 inches to accommodate range of shapes and sizes.
- H. After the proposed products are reviewed and approved, the OUA Director for Interiors or the FMD Interior Designer will review all related space plans, concept layouts and assist the Design Professional with coordination of the location of power / voice / data and any required utilities. The Design Professional shall provide an electronic background floor plans that shows power, voice, and data on one floor plan and shall relocate power / voice / data locations as requested by the Project Manager as part of the Design Professional's Basic Design Services Fee.
- I. The OUA Director for Interiors or the FMD Interior Designer will typically coordinate receipt of FF&E samples, approval by End-Users, verification of FF&E space plans, procurement, delivery, installation, punch list generation and warranty supervision for the project furnishings.
- J. Contract documents and submittals must clearly identify and note specialty items, including their locations and installation requirements.
- K. Designing Learning Environments
- i. Refer to Section 00 00 13 Designing Learning Environments, 4.4 for information about seat spacing.

## 2. PRODUCTS

- A. Low volatile organic compound (VOC) materials shall be used within the interior weatherproofing of the facility; zero when available. Refer to Section 01 35 46 Indoor Air Quality – During Construction.
- B. All FF&E items selected shall meet the Business and Institutional Furniture Manufacturers Association (BIFMA) Business and Institutional Furniture Sustainability Standard, E3-2008. Provide documentation to the Project Manager as requested.
- C. The State of Georgia, Department of Administrative Services (DOAS) State Purchasing Division, has established a statewide contract for a variety of products, services, and equipment which leverages the state's purchasing power. These contracts cover commonly specified, moveable and fixed furnishings commodities such as those required for office, conference, classrooms and public spaces. This contract is available for use by all state, city and county public entities within the State of Georgia. Currently, approximately seventy-five (75) approved furniture vendors / manufacturers are accessed via the Team Georgia Marketplace website:  
<http://doas.ga.gov/StateLocal/SPD/Pages/StatewideContractIndex.aspx>
- i. The key benefits to specifying product from this contract include:
    - a. Multiple authorized dealers for the varied manufacturers
    - b. Pre-negotiated manufacturers' discounts
    - c. Additional discounts with increased purchase volume



- d. Guaranteed pricing discounts for additional post occupancy purchases
  - e. 24-hour access online catalog
  - f. Guaranteed on-time delivery and installation
  - g. Workplace setting consultation via network of authorized dealers
  - h. Minimum 10-year product warranty
  - i. Tax-exempt purchase
- D. All FF&E items selected, by virtue of meeting the DOAS State Contract requirements, shall be tested and rated by the Business and Institutional Furniture Manufacturers Association (BIFMA) for structural integrity and static weight capacity.
  - E. For all furniture, including but not limited to seating, desk systems, moveable, fixed and/or powered wall panel systems, etc., the Design Professional shall only specify products that are available on Statewide Contract.
  - F. For laboratory, audio visual, and other specialty equipment, the Design Professional shall coordinate with the Project Manager to determine which items should be procured through statewide contract and which items should be included in the Contractor's scope of work. All FF&E items will be reviewed to determine which items are to be dock delivered, and which require more detailed installations involving mechanical, electrical, or plumbing hard connections.
  - G. All specified FF&E should have a demonstrated history in a similar higher education institutional setting, with similar regularity of cleaning and maintenance.
  - H. Custom materials or materials that require significant specialized maintenance should be avoided.
3. **EXECUTION**
- A. Requirements for FF&E Attic Stock should be coordinated with the Project Manager.



**12 05 13**  
**FABRICS**

**1. GENERAL**

A. Related sections:

- i. 09 80 00 – Acoustical Treatment
- ii. 12 00 00 – General Furnishings Requirements

**2. PRODUCTS**

- A. All fabrics shall be evaluated and approved by the OUA Director for Interiors or the FMD Interior Designer based on intended use and location, fiber content, Wyzenbeek Wire screen, and/or Cotton Duck abrasion rating, protective finish/coating, pattern, and required maintenance.
- B. Finishes of all FF&E items shall reflect the nature of the building's architectural aesthetic and documentation, if requested, shall be provided to demonstrate minimum compliance with BIFMA Class A, UFAC Class #1 and CAL #117, compliance, California Technical Bulletin, Fabric Open Flame Burn Test.
- C. As part of the submittals, provide flame spread documentation demonstrating compliance of fabrics with code requirements. State the minimum requirements per the applicable codes and the flame spreads of the products.



**12 20 00**  
**WINDOW TREATMENTS**

**1. GENERAL**

- A. Consider the exterior façade of the building and coordinate window treatments to provide a uniform look. Do not mix vertical blinds and horizontal blinds in the same facility.

**2. PRODUCTS**

- A. Plastics blinds are prohibited.
- B. Metal mini blinds, with 1-inch or 2-inch slats, are generally preferred and are acceptable. Metal micro blinds are prohibited.
- C. Wood blinds may be utilized in specialty areas or as appropriate to a specific building.



**12 36 00**  
**COUNTERTOPS**

**1. GENERAL**

A. Related sections:

- i. 01 35 46 – Indoor Air Quality – During Construction
- ii. 06 61 16 – Solid Surface Fabrications

**2. PRODUCTS**

A. Low volatile organic compound (VOC) materials shall be used within the interior weatherproofing of the facility; zero when available. Refer to Section 01 35 46 Indoor Air Quality – During Construction.

**B. For UGA Housing Only (New Construction)**

i. Solid surfacing for:

a. Countertops and lavatory tops

ii. Synthetic solid surfacing material shall be solid acrylic or polyester and acrylic resin based solid, structural surfacing material, or natural quartz and resin solid surfacing material.

a. Material shall be through-patterned and homogeneous. No coated materials or non-homogeneous materials allowed.

b. Materials shall be 100% repairable.

c. Surfaces shall be NSF-approved for food contact.

iii. Finish

a. Synthetic solid surfacing material shall be matte finish.

b. Natural quartz solid surfacing material shall be polished.

iv. Thickness:

a. ½-inch (minimum) lavatory tops and counter tops.

v. Tops:

a. Tops shall be provided as full-length units.

b. For solid acrylic countertops, bowls for bedroom lavatory tops shall be integral type with and same material and appearance as surrounding tops.

c. Use marine edge profile at sinks.

**C. FMD Projects Only**

i. For restroom countertops and backsplashes, utilize high density polyethylene (HDPE) panels.



12 46 33  
INTERIOR WASTE RECEPTACLES

1. GENERAL

- A. Related sections:
  - i. 00 00 13 – Designing Learning Environments
  - ii. 01 81 00 – Facility Performance Requirements
- B. **UGA Athens Campus Only:** The Design Professional shall plan for locations for trash and recycling receptacles. Generally, they are provided in high-use areas. Locations and procurement shall be coordinated with the Project Manager and the UGA FMD Services Department.

2. PRODUCTS

- A. Manufacturer/Vendor
  - i. Equal to Busch Systems
- B. Model
  - i. Waste Watcher Series, 23 gallon
- C. Size
  - i. 20 inches long x 11 ½ inches wide x 30 inches tall
- D. Finish/Color
  - i. Each “waste reduction station” includes two 23-gallon grey bodies with bag hooks, connector, one black waste lid and one green mixed recycling lid, and stickers indicating “Landfill” and “Mixed Recyclables.”
- E. Alternatives to the standard interior trash and recycling bins will be considered by FMD on a case-by-case basis. Requirements for alternatives to the UGA standard interior “waste reduction station” include co-located trash and recycling facilities, consistent messaging denoting “landfill” for trash and “mixed recyclables” for recycling, and 23-gallon containers that accommodate FMD’s standard bin liner. Requests for alternative bins shall be submitted as a variance to the Project Manager





**12 48 26**  
**ENTRANCE CARPET TILE**

**1. GENERAL**

- A. Related sections:
  - i. 09 68 00 – Carpeting
- B. FMD Building Services prefers entrance carpet tile or over grate or grill matting due to maintenance issues.

**2. PRODUCTS**

- A. Entrance Floor Mats
  - i. Ideally allow for 10-foot depth of floor matting inside entrance ways.
  - ii. Replaceable carpet tile squares are preferred.
  - iii. If using grate / grill matting at entrances, they should be lightweight for one person to lift. Do not use heavy grating or grating that requires fastening to the floor.





**12 56 52**  
**AUDIO-VISUAL FURNITURE**

**1. GENERAL**

A. Related sections:

- i. 00 00 13 – Designing Learning Environments
- ii. 72 41 00 – General Audio-Visual Systems Requirements

**2. PRODUCTS**

- A. Equal to Computer Comforts or equal to Malone Institutional Lecterns pending the room type as per the chart below. Any variation from the lectern schedule below shall be approved in writing by the Center for Teaching and Learning. Contact Project Manager for additional information:

<b>Room Type</b>	<b>Lectern Type</b>
10 to 20 Seat Flat Classroom	Equal to Computer Comforts: IT-3030-SS (Modified for UGA)
20 to 49 Seat Flat Classroom	Equal to Computer Comforts: IT-3030-SS (Modified for UGA)
50 to 60 Seat Flat Classroom	Equal to Computer Comforts: ULS-2 (Modified for UGA)
60 to 100 Seat Flat Classroom	Equal to Computer Comforts: ULS-2 (Modified for UGA)
100 to 120 Seat Tiered Classroom	Equal to Computer Comforts: ULS-2 (Modified for UGA)
200 to 280 Seat Tiered Classroom	Equal to Malone design / fabricators, Arches AAA or Arches MB (Custom for UGA)
45, 72, and 99 Seat SCALE-UP Classroom	Equal to Computer Comforts ULS-2 (Modified for UGA), or modified IT-3030-SS

B. Equal to Computer Comforts, IT-3030-SS

- i. This standard product has been modified for UGA.
- ii. Instructional Lectern with general dimensions of 30 inches wide x 30 inches deep x 38 inches tall, space saver model.
- iii. 20 inches wide x 27.5 inches deep flip up surface.
- iv. Equipment racks must be approved by the Center for Teaching and Learning.
- v. Locks by UGA.
- vi. Coordinate finish selection with Project Manager.

C. Equal to Computer Comforts, ULS-2

- i. This standard product has been modified for UGA.
- ii. Universal lectern with general dimensions of 48 inches wide x 30 inches deep x 38 inches tall.
- iii. 20 inches wide x 27.5 inches deep flip up surface.
- iv. Equipment racks must be approved by the Center for Teaching and Learning.
- v. Locks by UGA.
- vi. Coordinate finish selection with Project Manager.

D. Equal to Malone design / fabricators, Arches AAA



- i. Custom design for UGA.
  - ii. General dimensions of 58 inches wide x 28 inches deep x 39 ¾ inches tall.
  - iii. 2 locking casters, 2 non-locking casters.
  - iv. Equipment racks must be approved by the Center for Teaching and Learning.
  - v. Locks by UGA.
  - vi. Coordinate finish selection with Project Manager.
- E. Equal to Malone design / fabricators, Arches MB
  - i. Custom design for UGA.
  - ii. General dimensions of 72 inches wide, 29 inches deep, 40 ½ inches tall.
  - iii. 2 locking casters, 2 non-locking casters.
  - iv. Equipment racks must be approved by the Center for Teaching and Learning.
  - v. Locks by UGA.
  - vi. Coordinate finish selection with Project Manager.



12 93 13  
BICYCLE RACKS

1. GENERAL

2. PRODUCTS

- A. Manufacturer
  - i. Timberform or approved equal
- B. Model
  - i. CycLoops Model 2170-3 Single Inverted 'U' or approved equal
  - ii. If vertical/wall-mount is necessary, obtain approval through UGA PM for CycLoops Model 2174 or approved equal.
- C. Size
  - i. Height: 3 feet (nominal)
  - ii. Length: 1'-3" (nominal)
  - iii. Width: 3 inches (nominal)
- D. Finish / Color
  - i. Black suede powdercoat
- E. Special Features
  - i. In-ground anchor mount
- F. Technical Specifications
  - i. One-piece ASTM A53 Schedule 40 Steel Pipe (2-inch I.D. x 0.156 Wall), with smooth 6-inch radius mandrel bend, hot dipped galvanized per ASTM 123 after complete fabrication.
- G. Installation Options
  - i. Embedment Mount (Preferred): Legs shall extend ten (10) inches below finish grade and shall be drilled to accept No. 4 re-bar.
  - ii. Pedestal Mount: Shall include separate pedestal mount bases comprised of ¼-inch thick mild steel plate permanently welded to two 1 ½-inch I.D. Sch. 40 pipe sleeves. Decorative metal base covers shall conceal pedestal bases and the anchor hardware shall be tamper resistant.

Revised May 1,  
2023

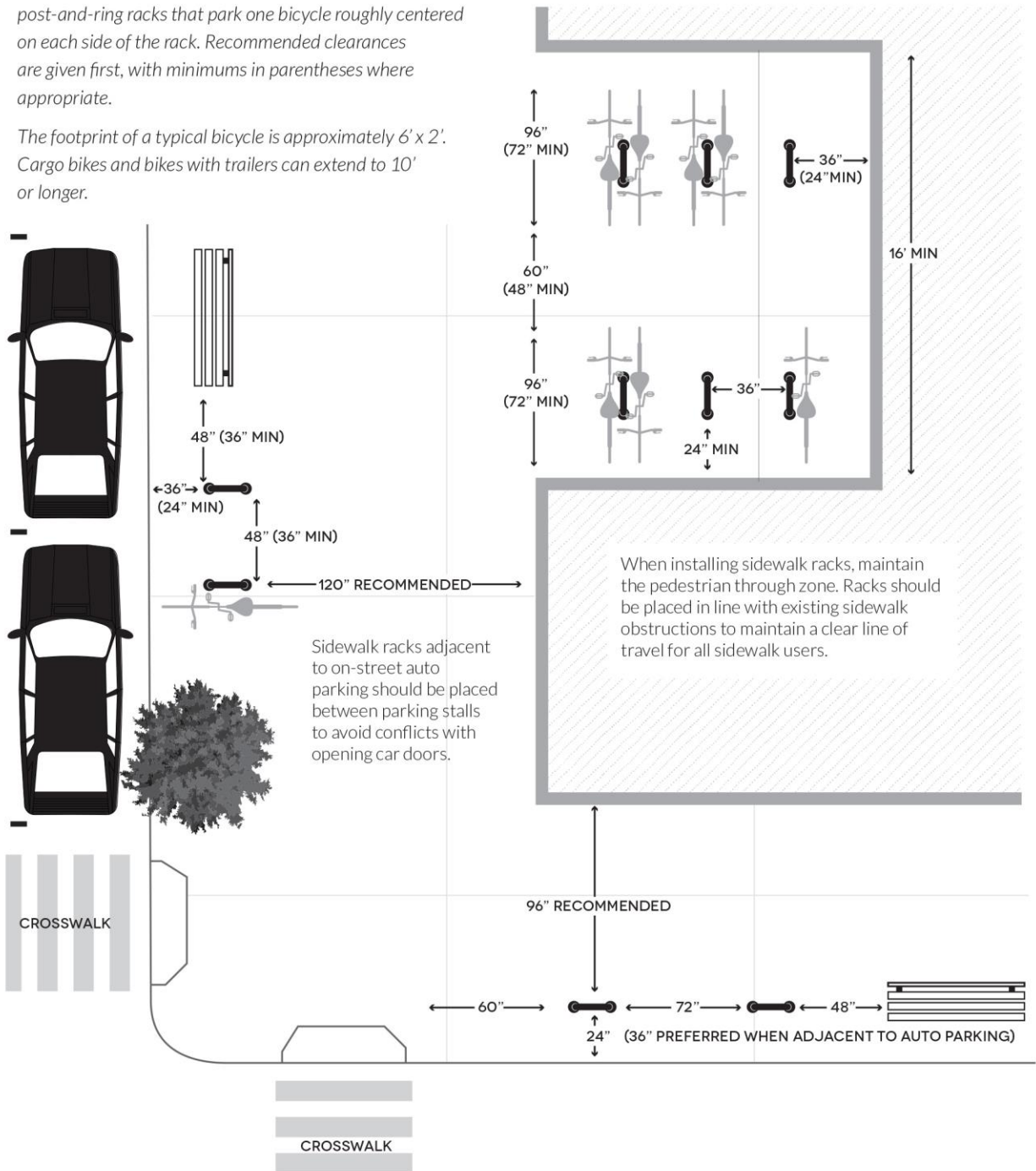
3. EXECUTION

- A. Placement
  - i. Bicycle racks shall be placed per the Placement section of Association of Pedestrian and Bicycle Professionals *Essentials of Bike Parking (2015)*. See diagram on following page.
- B. Installation
  - i. Install per manufacturer instructions.
  - ii. Installation shall be plumb and level.
  - iii. Take measures to prevent damage to rack during delivery, storage, and mounting.
  - iv. Wherever possible, locate bicycle racks on level ground.



The following minimum spacing requirements apply to some common installations of fixtures like inverted-U or post-and-ring racks that park one bicycle roughly centered on each side of the rack. Recommended clearances are given first, with minimums in parentheses where appropriate.

The footprint of a typical bicycle is approximately 6' x 2'. Cargo bikes and bikes with trailers can extend to 10' or longer.





12 93 23

TRASH, LITTER, AND RECYCLING RECEPTACLES

1. GENERAL

- A. Related sections:
  - i. 01 81 00 – Facility Performance Requirements
- B. **UGA Athens Campus Only:** Proposed new trash and recycling receptacles in this section are to be provided in high-use areas on the UGA Athens Campuses shall be coordinated with the Project Manager and the UGA FMD Services Department.
- C. The trash and recycling receptacles are to be placed on a poured concrete base (approx. 30 inches x 60 inches) or other paved surface as approved by the Project Manager.

2. PRODUCTS

- A. Manufacturer/Vendor
  - i. Big Belly Solar or approved equal.
- B. Model
  - i. Big Belly Duo-station (for trash and recycling) WS-BB-DBL-1YR.
- C. Finish/Color
  - i. Polyester TGIC powder-coat finish for outdoor durability.
- D. Design Professional shall coordinate with manufacturer requirements to ensure selected location receives adequate daylight for solar power component.
- E. Special Features
  - i. Solar-powered compactor (30 watts or greater) with fully interlocked access doors.
  - ii. Bi-directional communication with remote diagnostic and reprogramming capability to be integrated into University of Georgia's Big Belly bin monitoring / CLEAN Software system account.
  - iii. DuoStation Right Component: Black Hopper with "Trashman" Icon (HP-T). Left Component: Green Hopper with "Recycle" Icon (HP-R-GREEN).



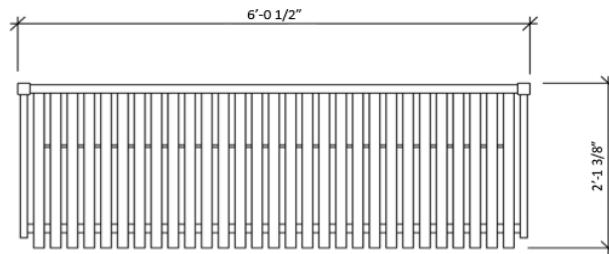
**12 93 43.13**  
**SITE SEATING**

**1. GENERAL**

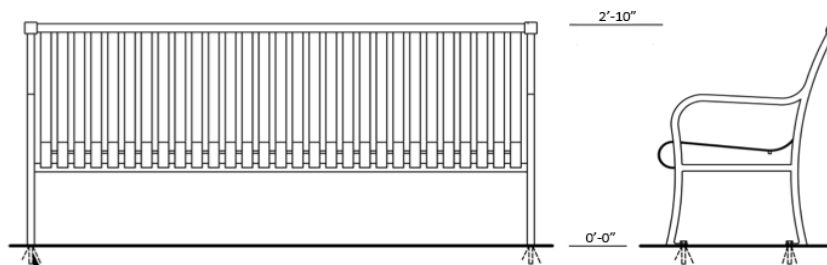
- A. Related sections:
  - i. 00 73 01 – Sole Source / Sole Brand

**2. PRODUCTS**

- A. This product has sole source approval and the manufacture is:
  - i. TimberForm by Columbia Cascade
    - a. Palmetto Recreation Equipment, LLC.
    - b. Address: 1052 Peninsula Drive, Prosperity, South Carolina 29127
    - c. Office Phone: 888-214-5253
    - d. Website: [www.timberform.com](http://www.timberform.com)
- B. Model
  - i. Model Number: 2806-6 – Renaissance Bench with Armrests
  - ii. “Backless” Renaissance bench may be used where appropriate. Coordinate with Project Manager.
- C. Size
  - i. Length: 6 Feet
- D. Finish/Color
  - i. Color-Coated Steel / Black Suede
- E. Special Features
  - i. Permanent Surface Mount
- F. Note
  - i. Anchors to be provided by Contractor.



TOP VIEW



FRONT VIEW

END VIEW

5/8" DIA. HOLES PROVIDED FOR ANCHORS (TYPICAL-6)



**12 93 43.53**  
**SITE TABLES**

**1. GENERAL**

A. Related sections:

- i. 00 73 01 – Sole Source / Sole Brand

**2. PRODUCTS**

A. Table Type 1 (For use in more formal campus landscapes and plazas and adjacent to existing or proposed campus standard benches. )

i. This product has sole source approval and the manufacture is:

- a. TimberForm by Columbia Cascade
  - a. Palmetto Recreation Equipment, LLC.
  - b. Address: 1052 Peninsula Drive, Prosperity, South Carolina 29127
  - c. Office Phone: 888-214-5253
  - d. Website: [www.timberform.com](http://www.timberform.com)

ii. Model

- a. Model Number: 2977-41 – Renaissance Integral Table with Four Chairs
- b. In groupings of tables, the 2977-31 Accessible Integral Table with Three Chairs may be desired as part of the grouping.
- c. Coordinate with Project Manager.

iii. Size & Materials

- a. Table top shall be 43-3/4 inch diameter with perimeter constructed of formed 1 inch i.d. schedule 40 mild steel seamless pipe. Table surface shall be fabricated from .188 inch thick x 1-1/2 inch wide mild steel flat bar. Table top connection bracket shall be fabricated from 1/4 inch steel plate. Chair shall be fabricated from smooth 1 inch x 1 inch square mild steel bar with edges uniformly eased. Seat and backrest assembly shall consist of smooth .188 inch thick x 1-1/2 inch wide formed mild steel strap whose edges are uniformly eased, 1 inch i.d. schedule 40 mild steel seamless pipe, and 3/8 inch x 3/8 inch mild steel bar. Upper and lower connection rings shall be fabricated from 4 inch i.d. schedule 40 steel pipe. Support legs are fabricated from 2 inch i.d. schedule 40 steel pipe. All assembly hardware shall be stainless steel. Separate leveling hardware shall be fitted with non-marring UHMW pads.

iv. Finish/Color

- a. Color-Coated Steel / Black Suede exterior-grade polyester powder-coating

v. Special Features

- a. In-ground Mount

vi. Notes

- a. Anchors to be provided by Contractor.

B. Table Type 2 (For use in informal and more naturalized campus landscapes and adjacent to existing tables of this style)

i. This product has sole source approval and the manufacture is:

- a. Victor Stanley



- a. Victor Stanley, Inc.
- b. Address: 2103 Brickhouse Road, Dunkirk, MD, 20754
- c. Office Phone: 800-368-2573
- d. Website: [www.victorstanley.com](http://www.victorstanley.com)
- ii. Model
  - a. Model Number: CP-4
  - b. Coordinate with Project Manager.
- iii. Size & Materials
  - a. 48 in square table top and 44 in x 10.75 in seats, both with nominal 2x4 slats.
- iv. Finish/Color
  - a. Manufacturer standard black TGIC powdercoated steel
  - b. Walnut slats
- v. Special Features
  - a. In-ground Mount
- vi. Notes
  - a. Anchors to be provided by Contractor.